

目 录

一、运输作业组织与管理模块..... 2

二、仓储与配送作业组织与管理模块..... 34

三、国际物流作业组织与管理模块..... 150

四、 快递物流作业组织与管理模块.....	213
-----------------------	-----

湖南商务职业技术学院物流管理专业学生技能考核题库

一、运输作业组织与管理模块

○

○

○

--	--	--

○

○

--	--	--	--	--

() 任务描述

- :
-
-



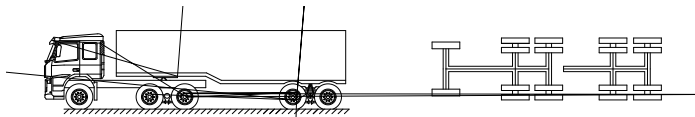
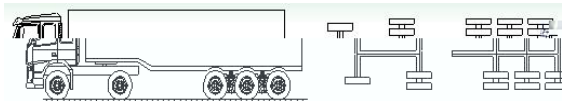
<input type="checkbox"/> <input type="checkbox"/>				<input type="checkbox"/> <input type="checkbox"/>				
<input type="checkbox"/> <input type="checkbox"/>								
						<input type="checkbox"/> <input type="checkbox"/> <input type="checkbox"/> <input type="checkbox"/>		



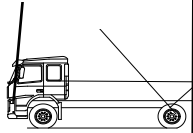

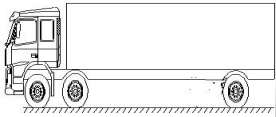


() 任务描述:

-
-
-







() 任务描述:



○

○

○

○

○

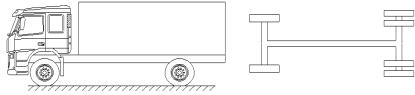
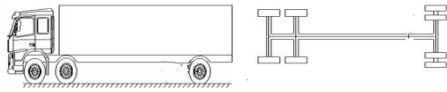
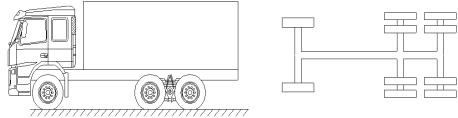
() 任务描述



D

<input type="checkbox"/> <input type="checkbox"/>			<input type="checkbox"/> <input type="checkbox"/>						
<input type="checkbox"/> <input type="checkbox"/>									
						<input type="checkbox"/> <input type="checkbox"/> <input type="checkbox"/> <input type="checkbox"/>			





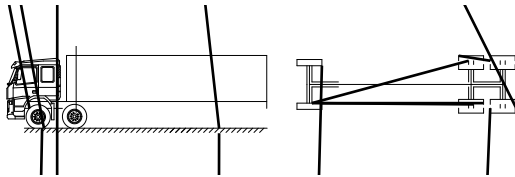

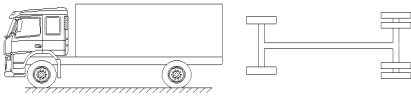
2

3

4

() 任务描述







() 任务描述

-
-
-
-
-

() 任务描述

○

Sailing Schedule from : Shenzhen,Shenzhen,Guangdong,China

To : Los Angeles,Los Angeles,CA,United States

Origin City : Shenzhen,Shenzhen,Guangdong,China

CY/DOOR

Destination City : Los Angeles,Los Angeles,CA,United States

CY/DOOR

序号	航线	船名	航次	截关时间	装货港	预计离港时间	实际离港时间	卸货港
1	YPSW	YM UNISON	59E	2016-04-22 17:00	Yantian	2016-04-25		Los Angeles
2	SEA	NORTHERN JAVELIN	002E	2016-04-23 12:00	Yantian	2016-04-27		Long Beach
3	AAS2	CMA CGM LIBRA	095TXE	2016-04-25 16:00	Yantian	2016-04-28		Long Beach
4	YPSW	YM UBIQUITY	22E	2016-04-29 17:00	Yantian	2016-05-02		Los Angeles
5	SEA	C SCL PUSAN	117E	2016-04-30 12:00	Yantian	2016-05-04		Long Beach
6	AAS2	CMA CGM COLUMBA	097TXE	2016-05-02 16:00	Yantian	2016-05-05		Long Beach
7	SEA	COSCO NINGBO	069W	2016-05-06 11:00	Yantian	2016-05-09		Long Beach



干货箱



	箱体内部尺寸			箱体内容积及载重量		箱门开度尺寸	
	L	W	H	Cu	P	W	H
20'	5898	2352	2393	33.2	21740/28230#	2340	2280
40'	12032	2352	2393	67.7	26630	2340	2280
HC	12032	2352	2698	76.3	26520	2340	2585

冷藏箱



	箱体内部尺寸			箱体内容积及载重量	
	L	W	H	Cu	P
20'	5444	2284	2267	28.5	21135/27160#
40'	11583	2284	2250	58.7	26580
HC	11583	2284	2550	67.9	26380

开顶箱



	箱体内部尺寸			箱体内容积及载重量	
	L	W	P	Cu	P
20	5900	2330	2337	32.6	21740
40	12025	2330	2337	65.8	26410

○

○

() 实施条件

() 考核时量

() 评分细则

1

() 任务描述



		<input type="checkbox"/>	<input type="checkbox"/>	<input type="checkbox"/>	<input type="checkbox"/>

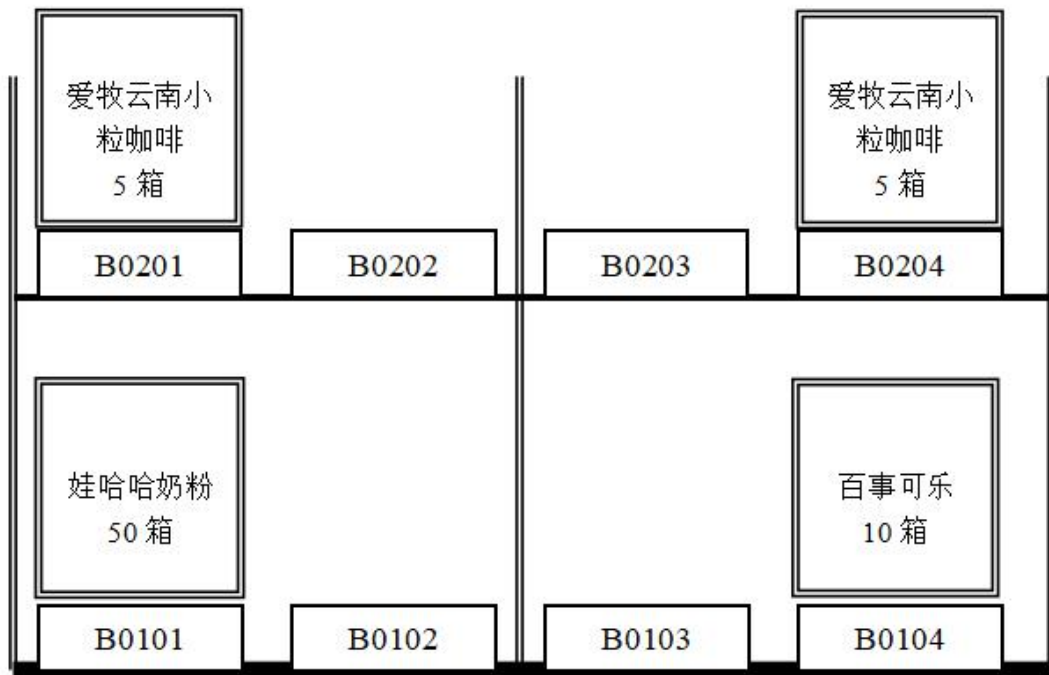
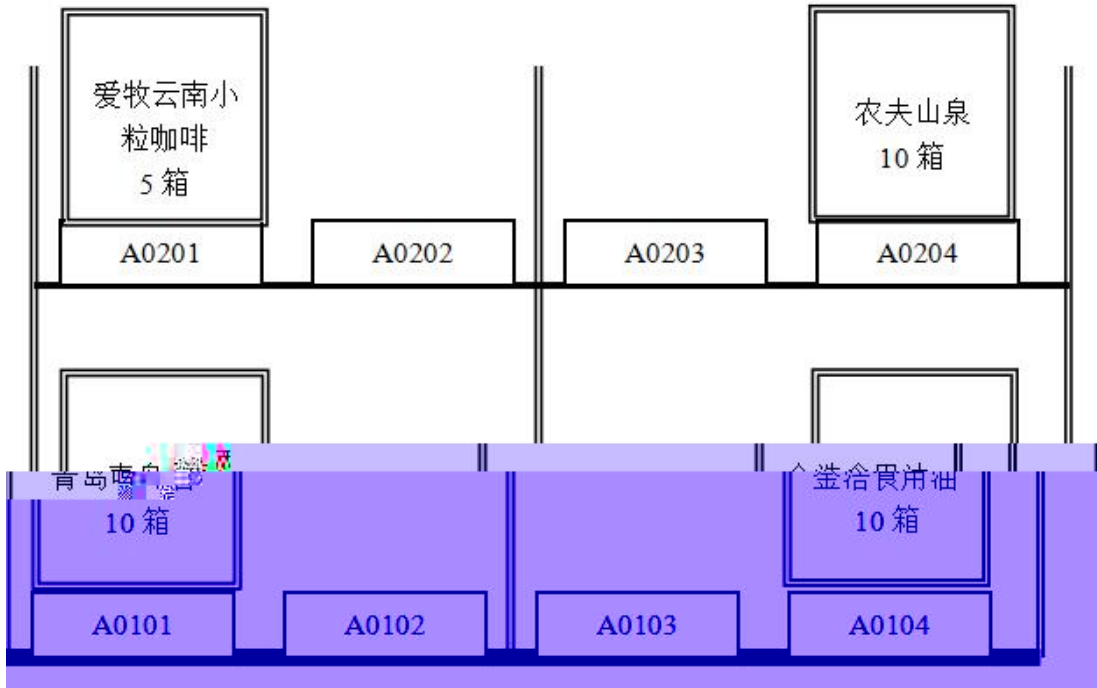
<input type="checkbox"/>	<input type="checkbox"/>				
<input type="checkbox"/>	<input type="checkbox"/>				



() 实施条件

() 考核时量

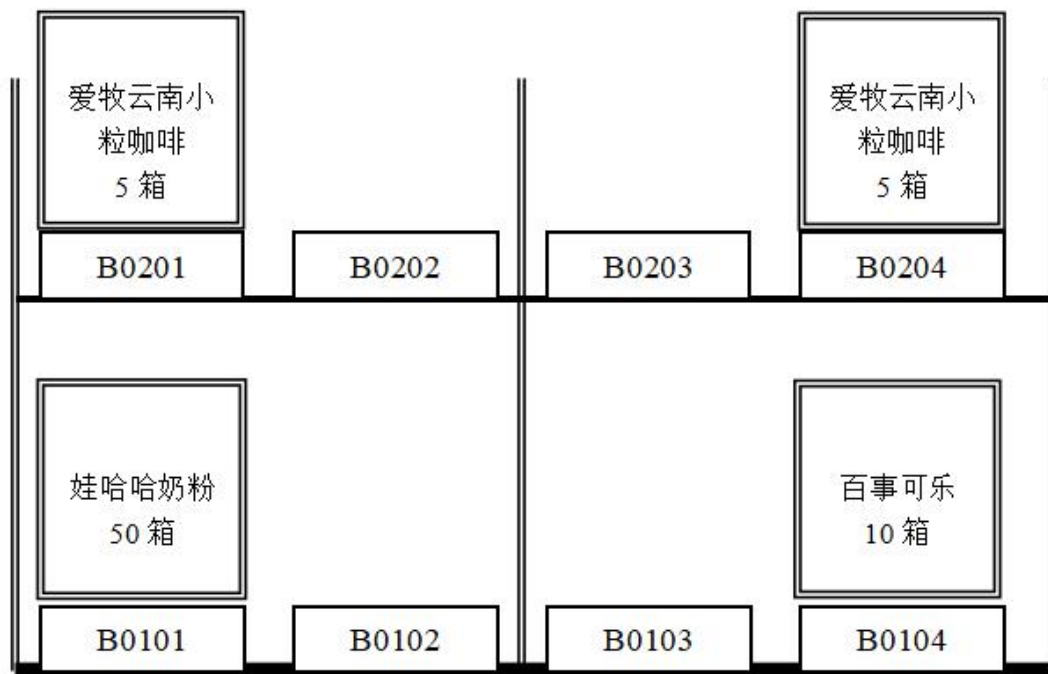
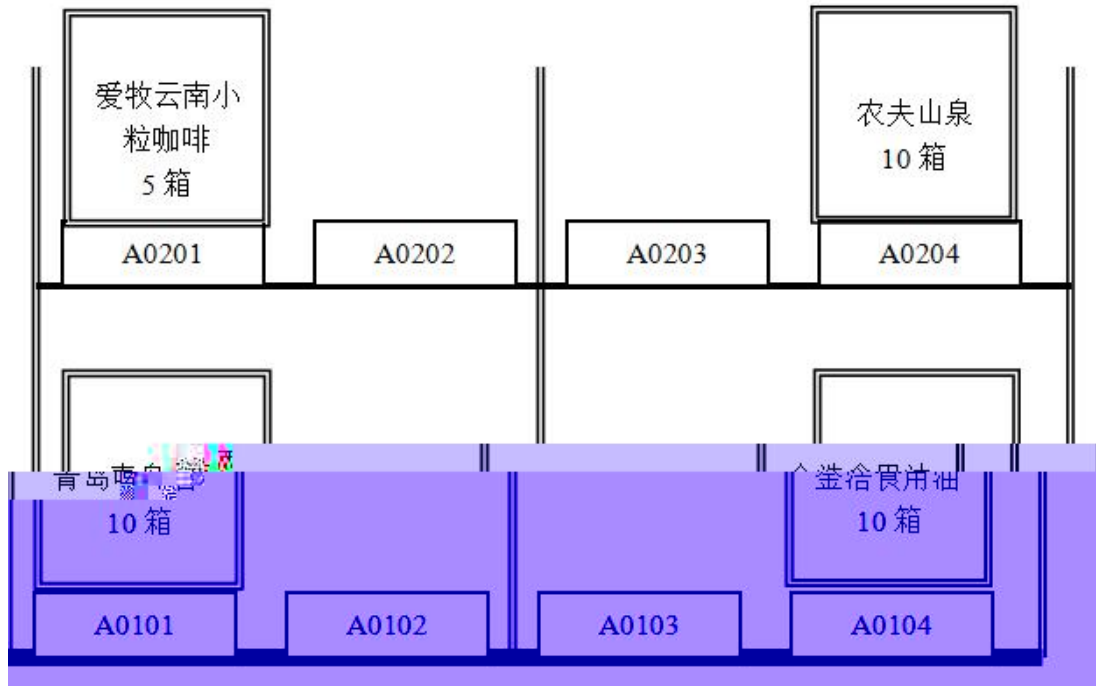
() 评分细则



产品运输单

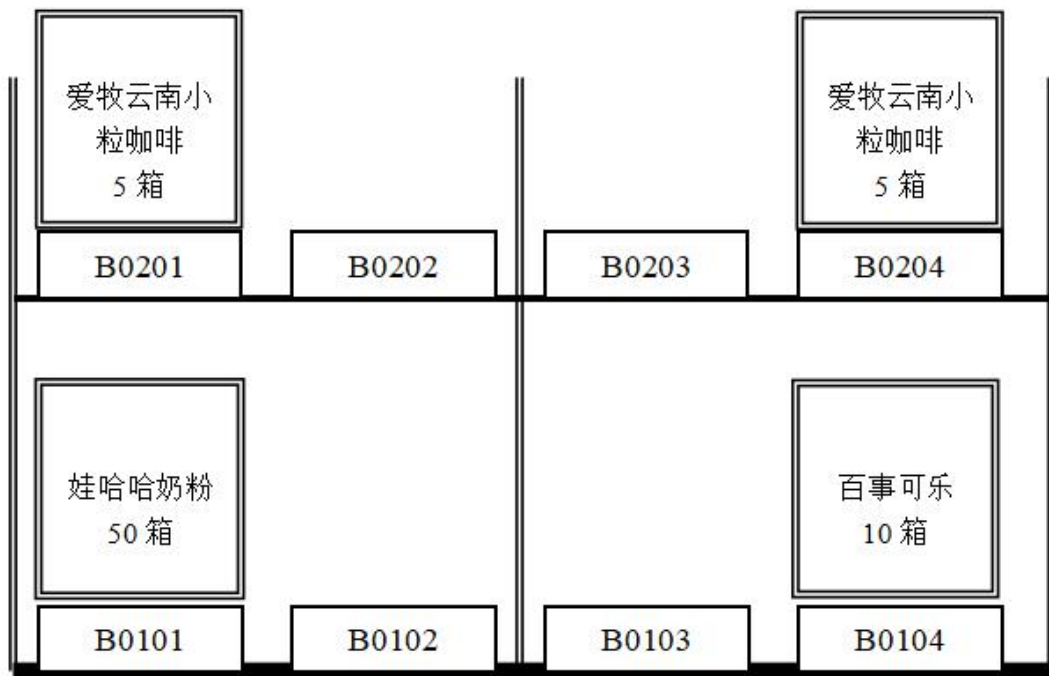
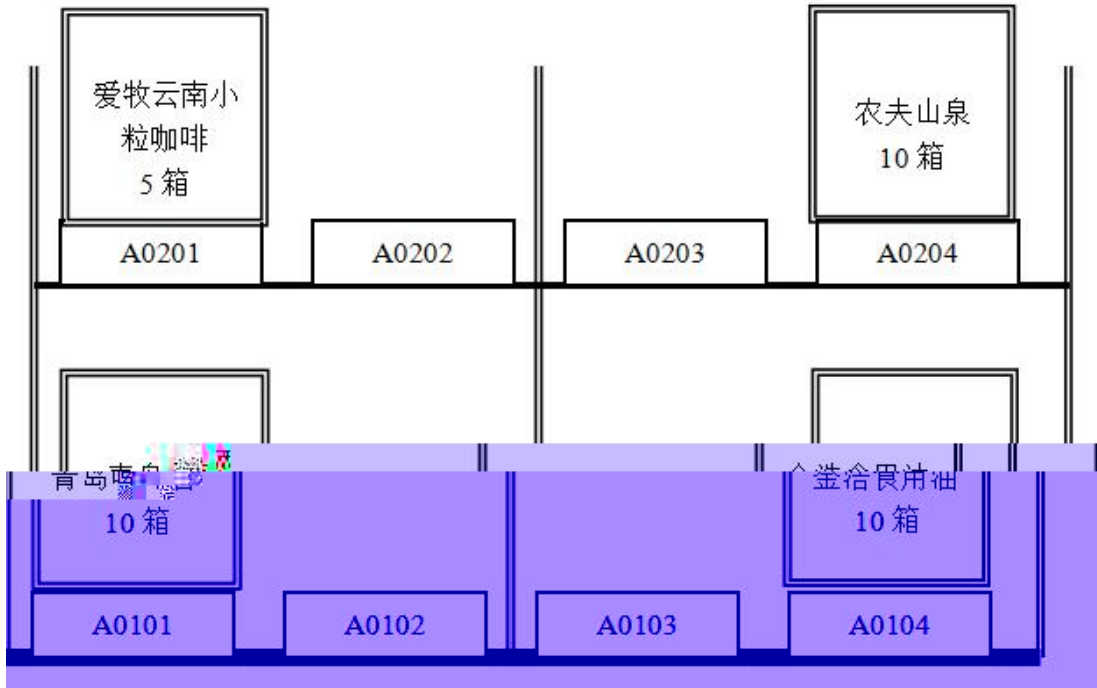
-
-
-
-
-
-
-
-

80				



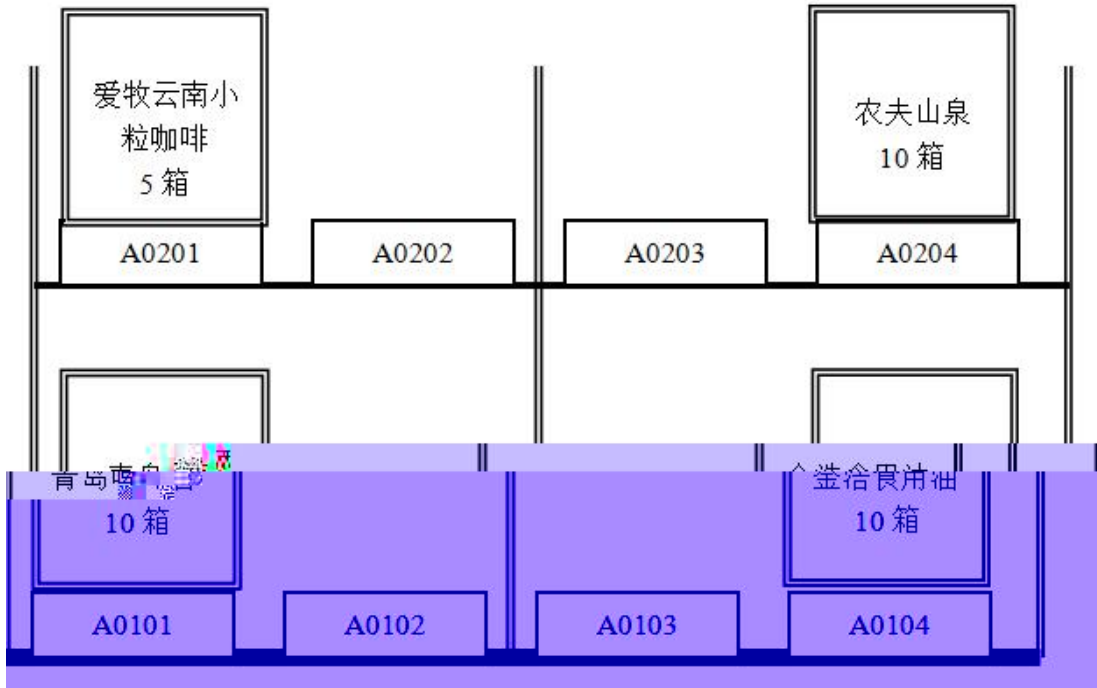
产品运输单

-
-
-
-
-
-
-
-



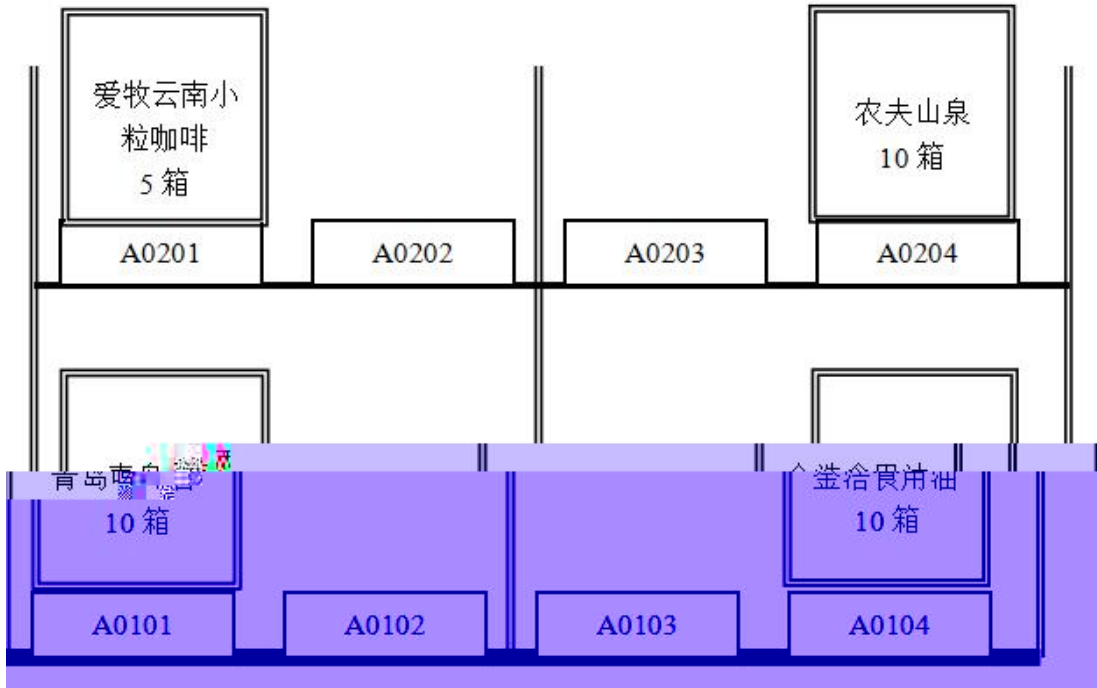
产品运输单

-
-
-
-
-
-
-
-



产品运输单

-
-
-
-
-
-
-
-



产品运输单

○

○

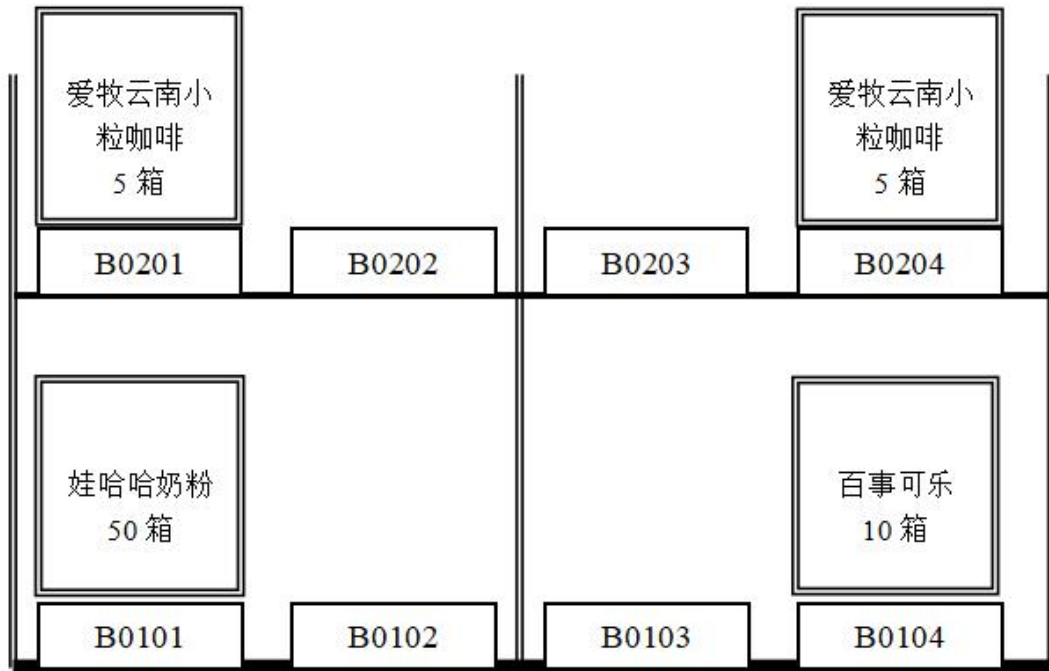
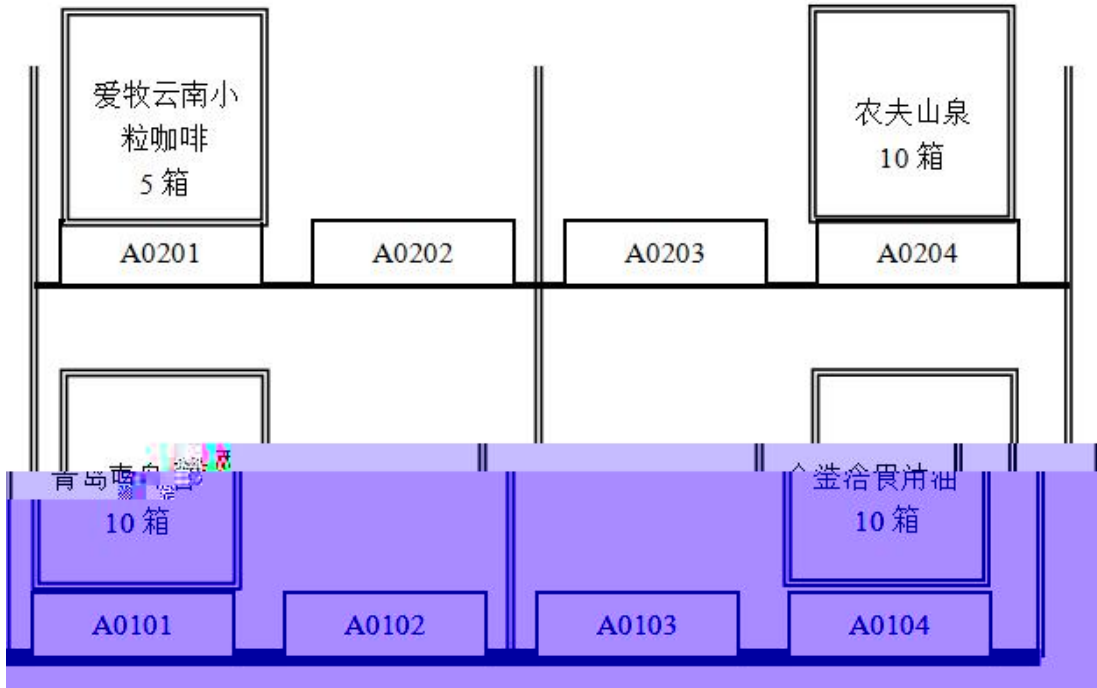
○

○

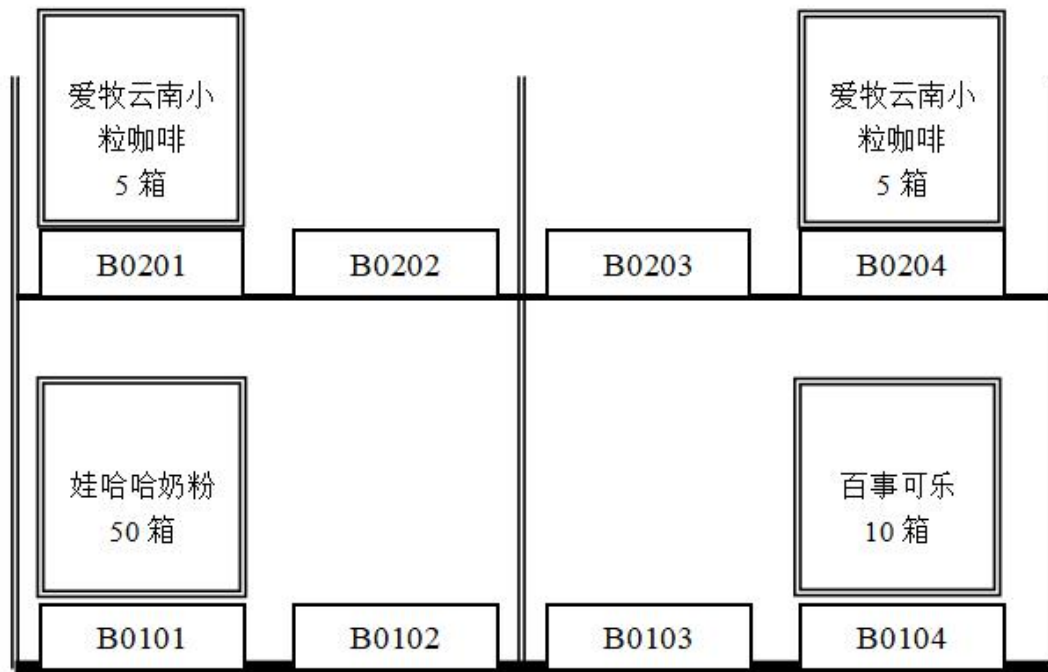
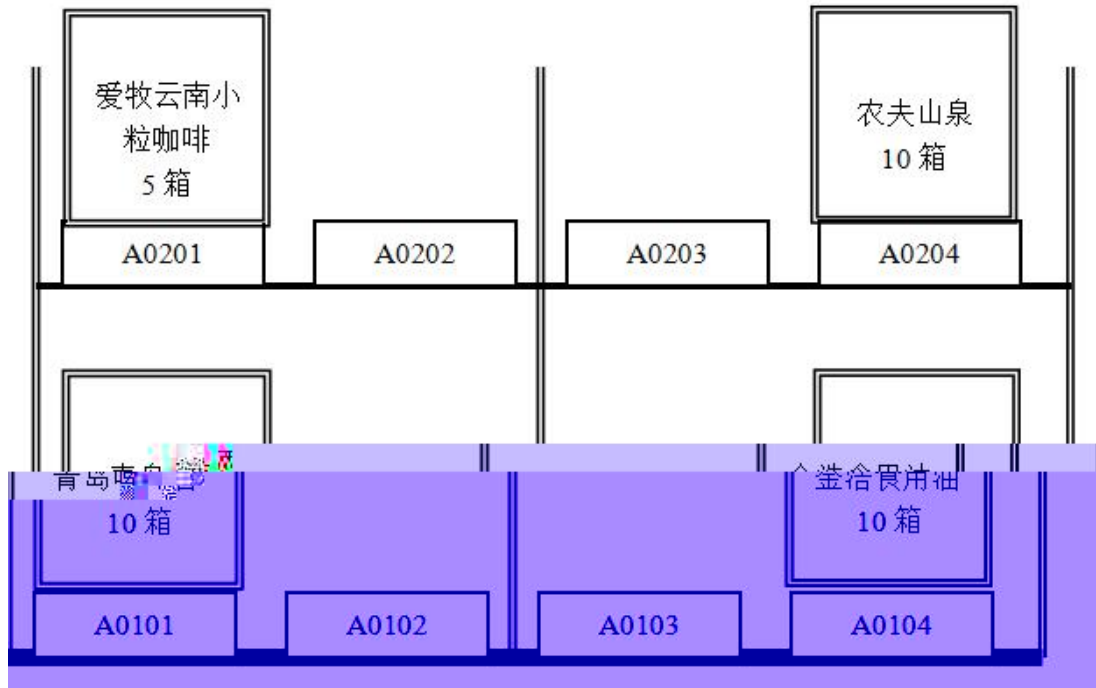
○

○

4040 Q4i D S \$

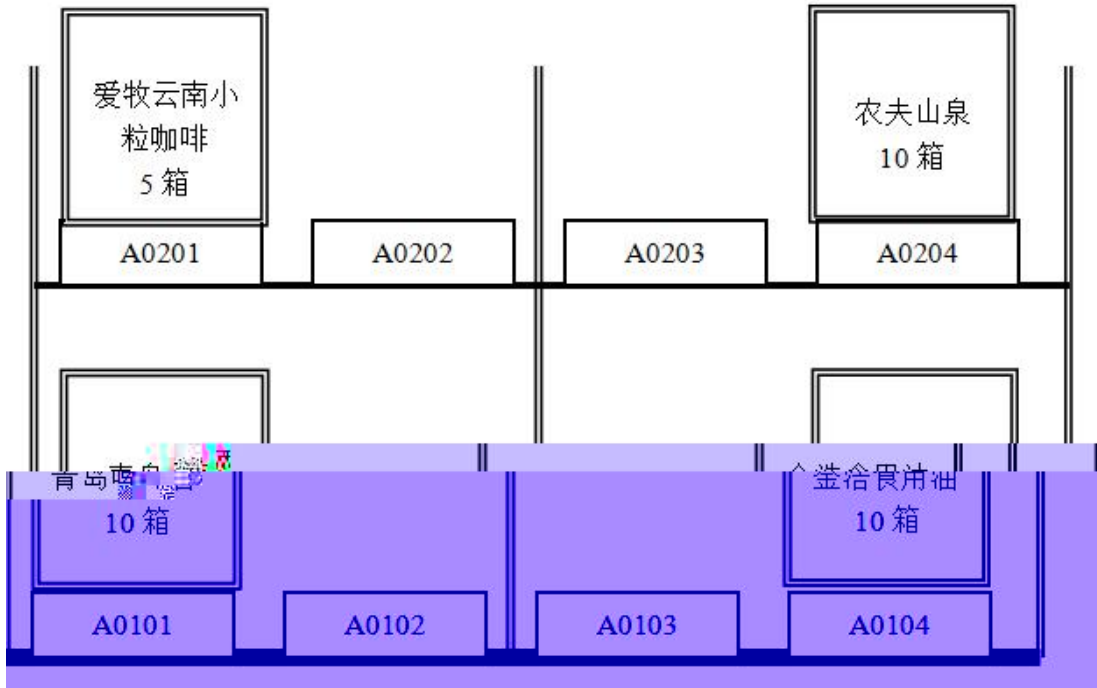


产品运输单



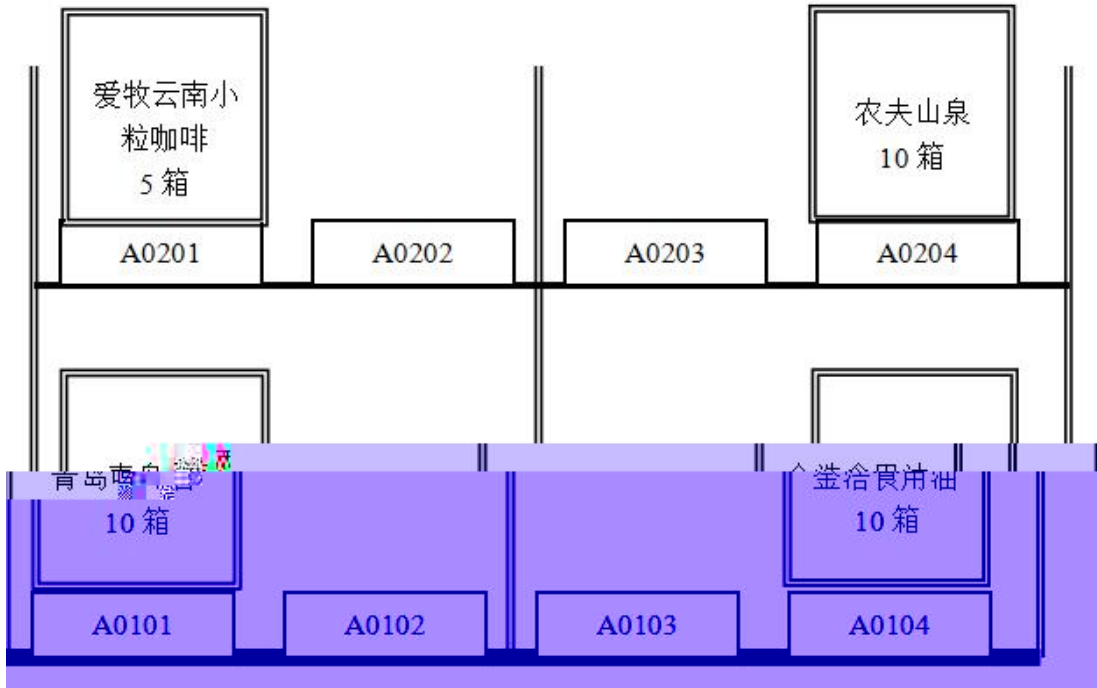
产品运输单

-
-
-
-
-
-
-
-
-



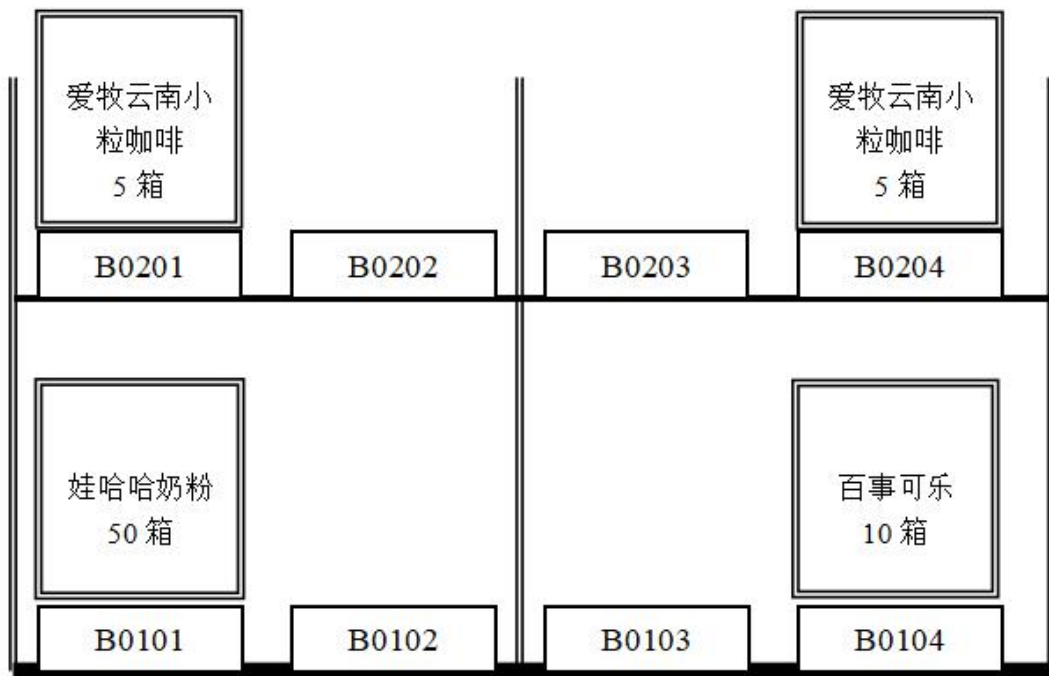
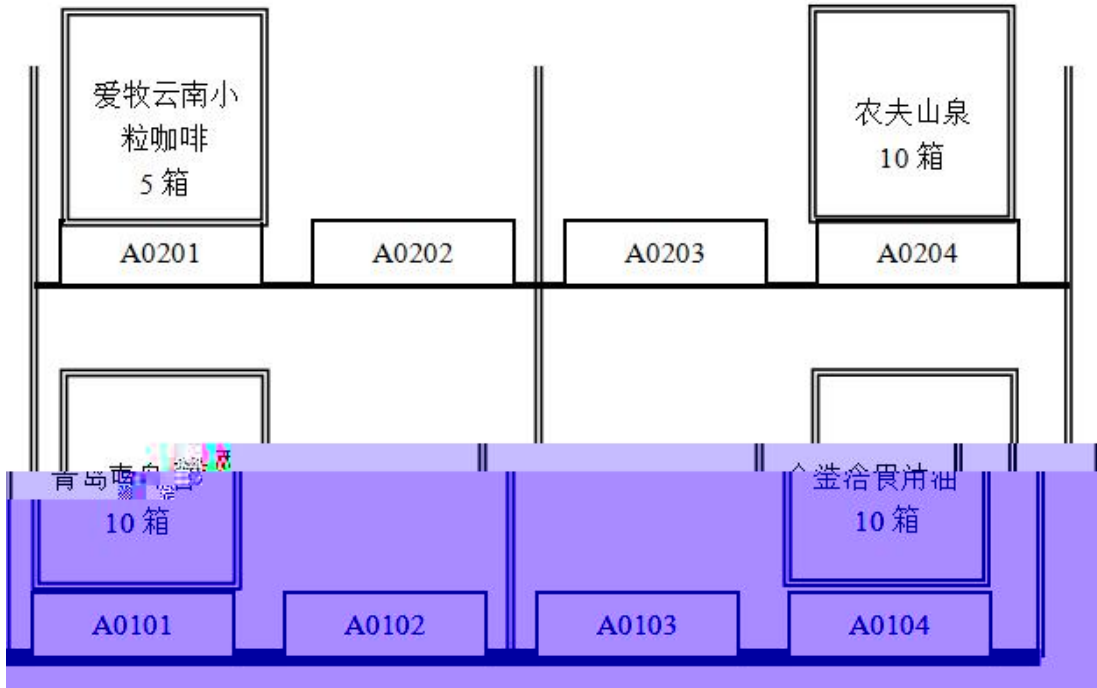
产品运输单

-
-
-
-
-
-
-
-
-



产品运输单

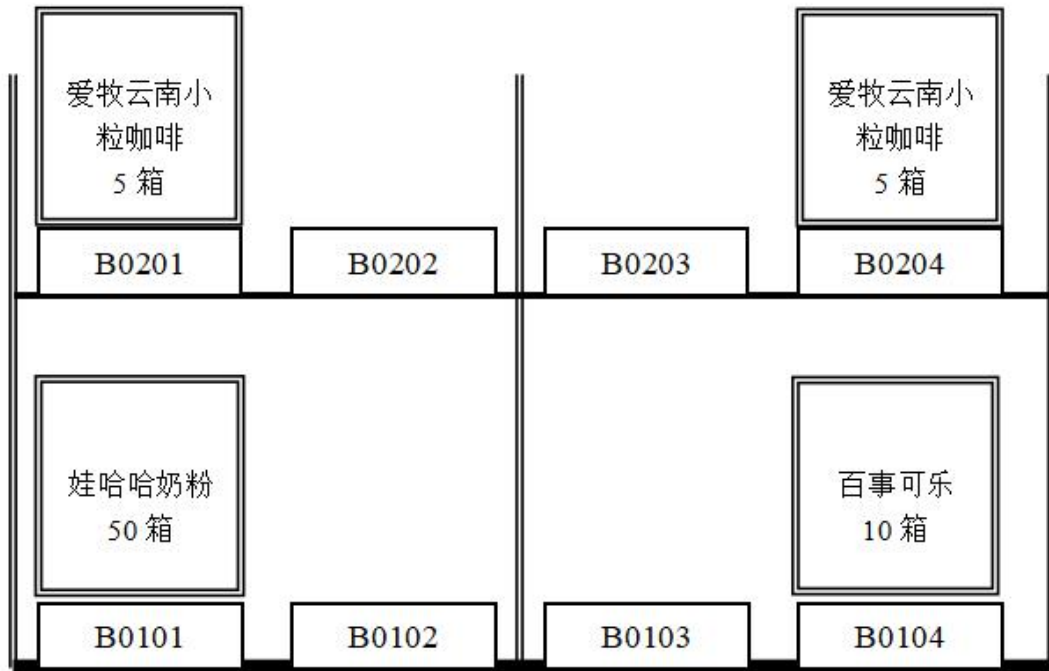
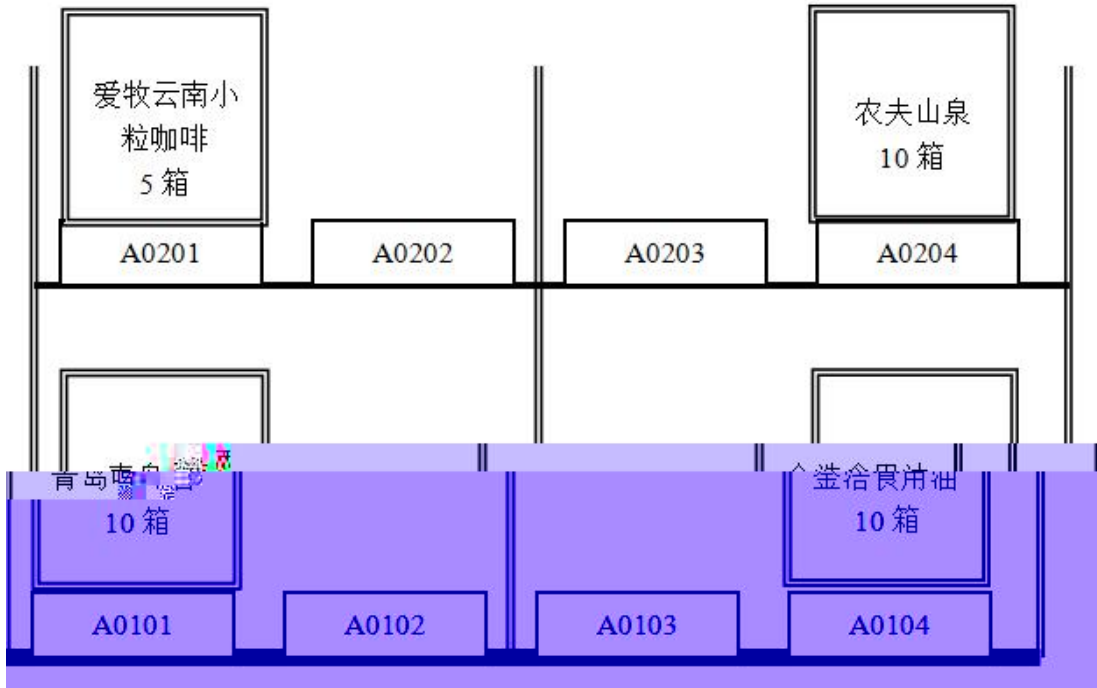
-
-
-
-
-
-
-
-
-



产品运输单

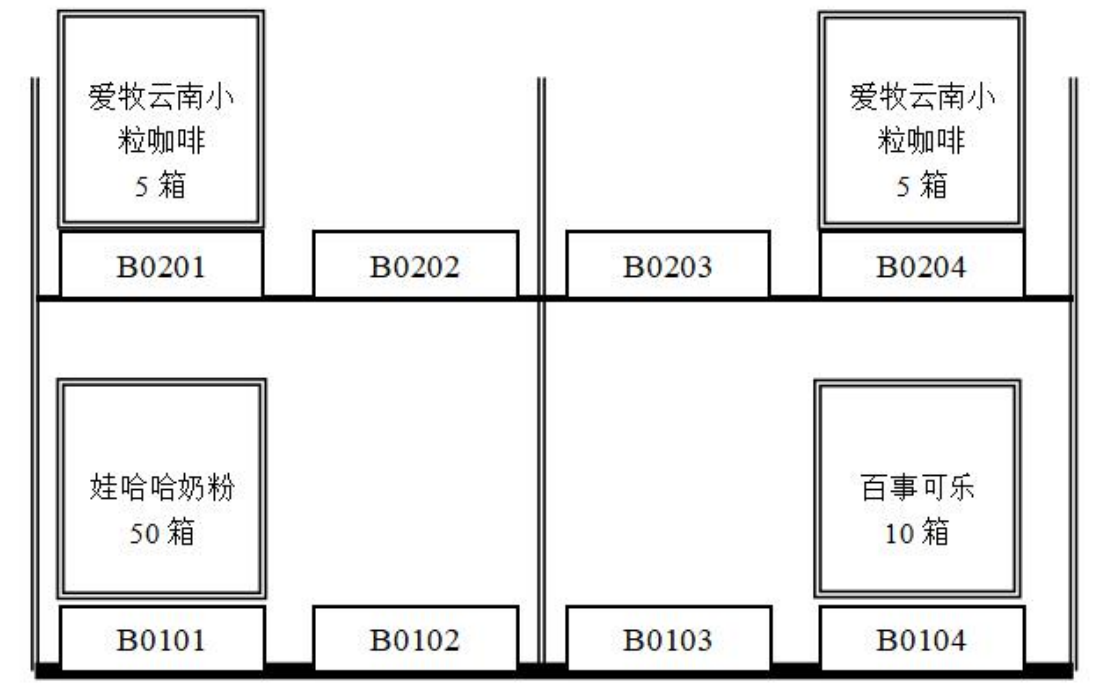
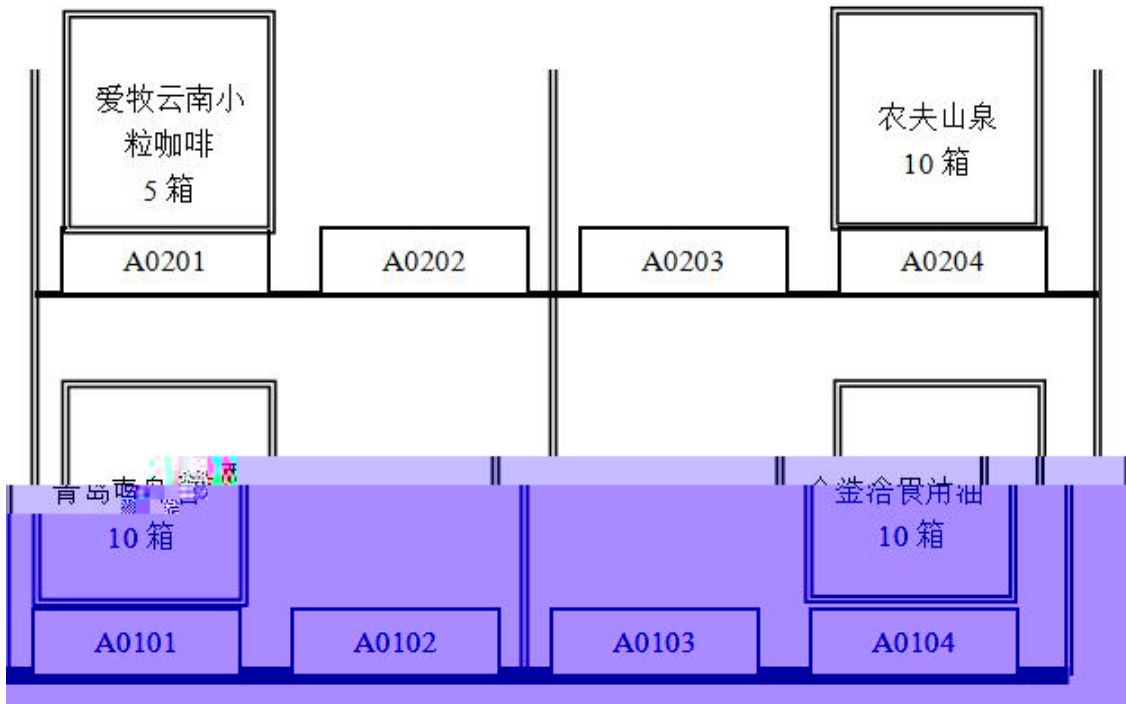
-
-
-
-
-
-
-
-

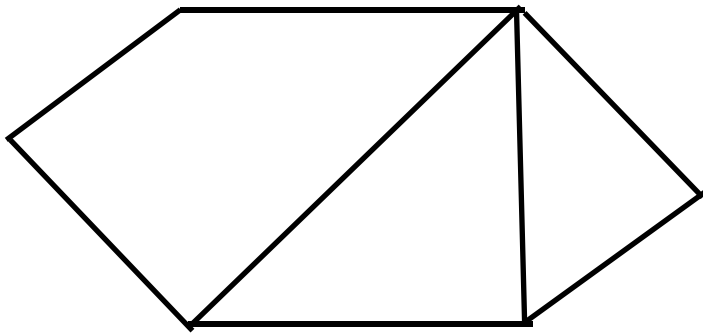
○

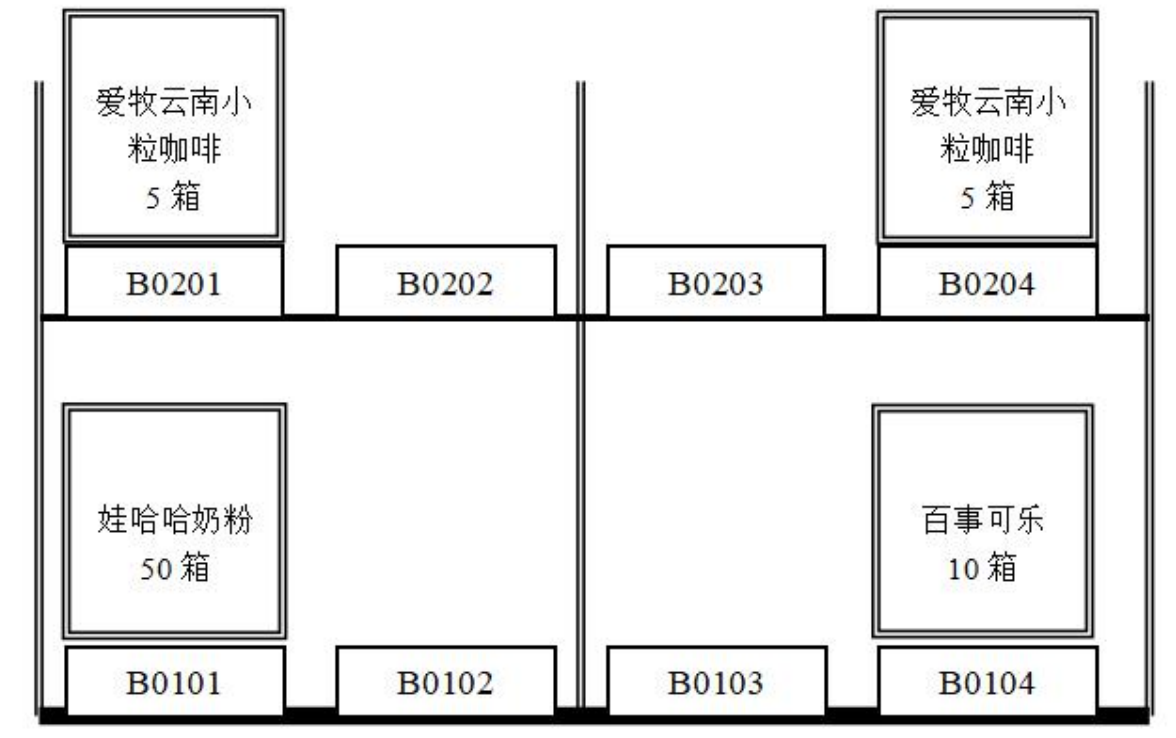
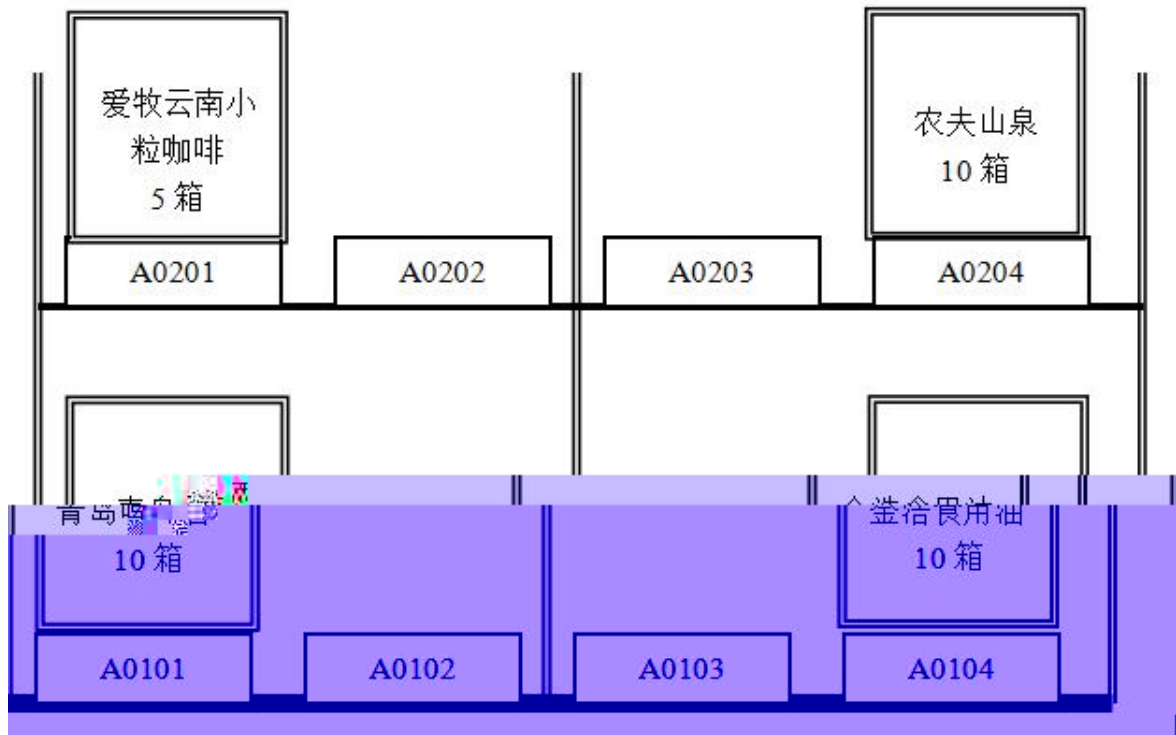





--	--	--	--	--	--




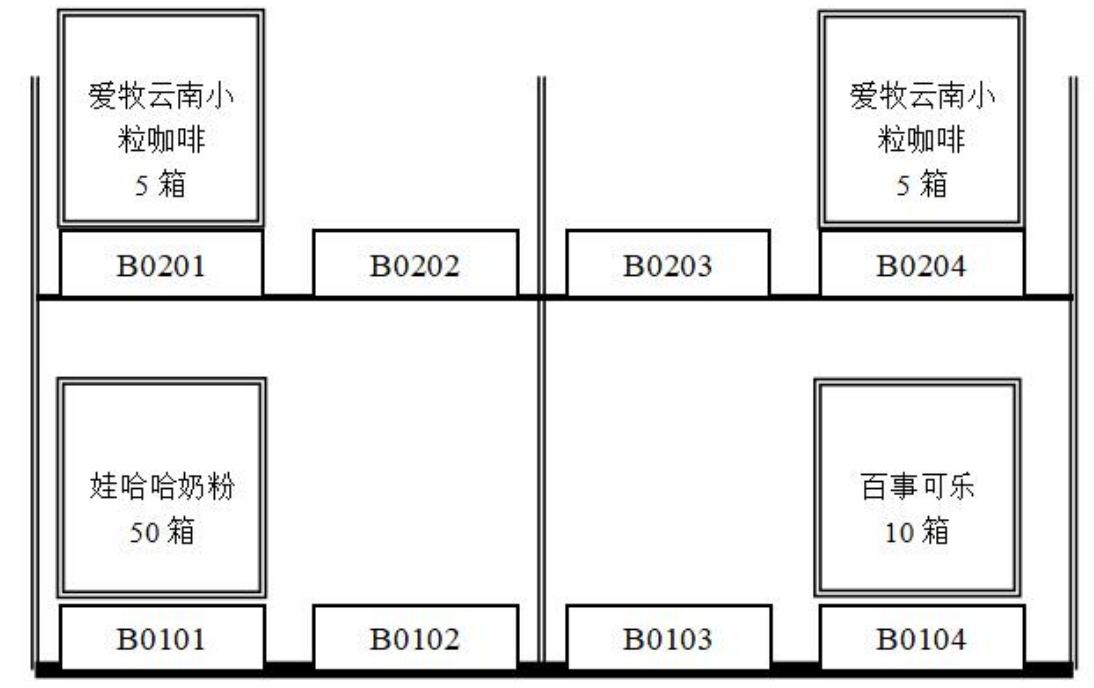
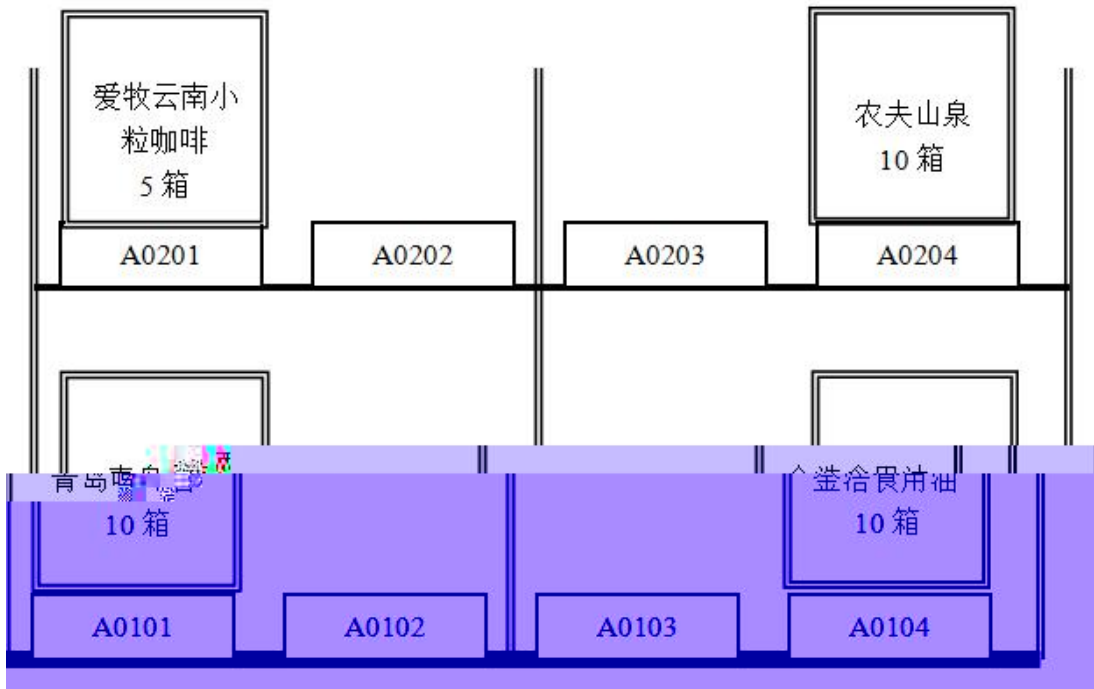


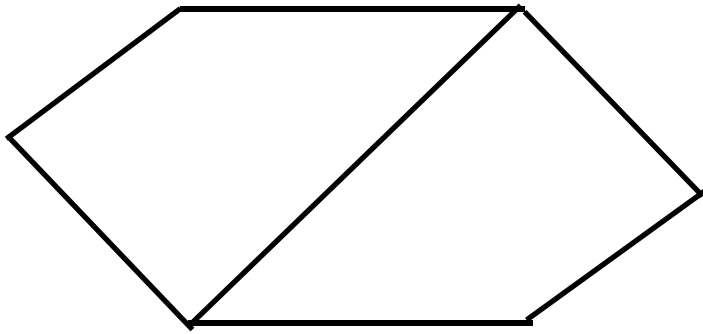




1

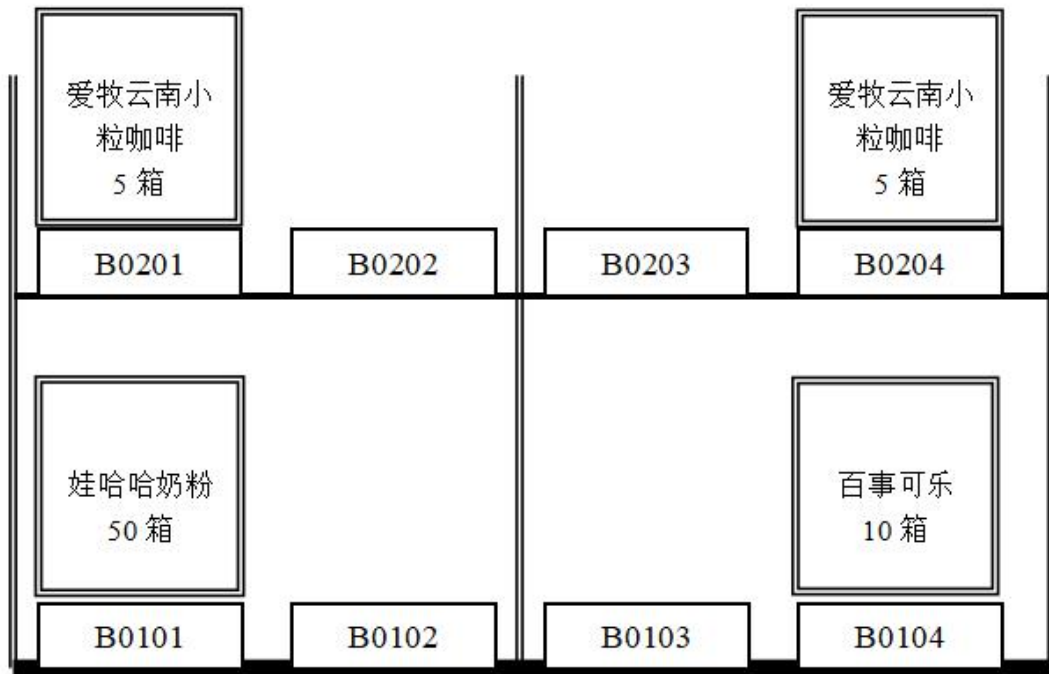
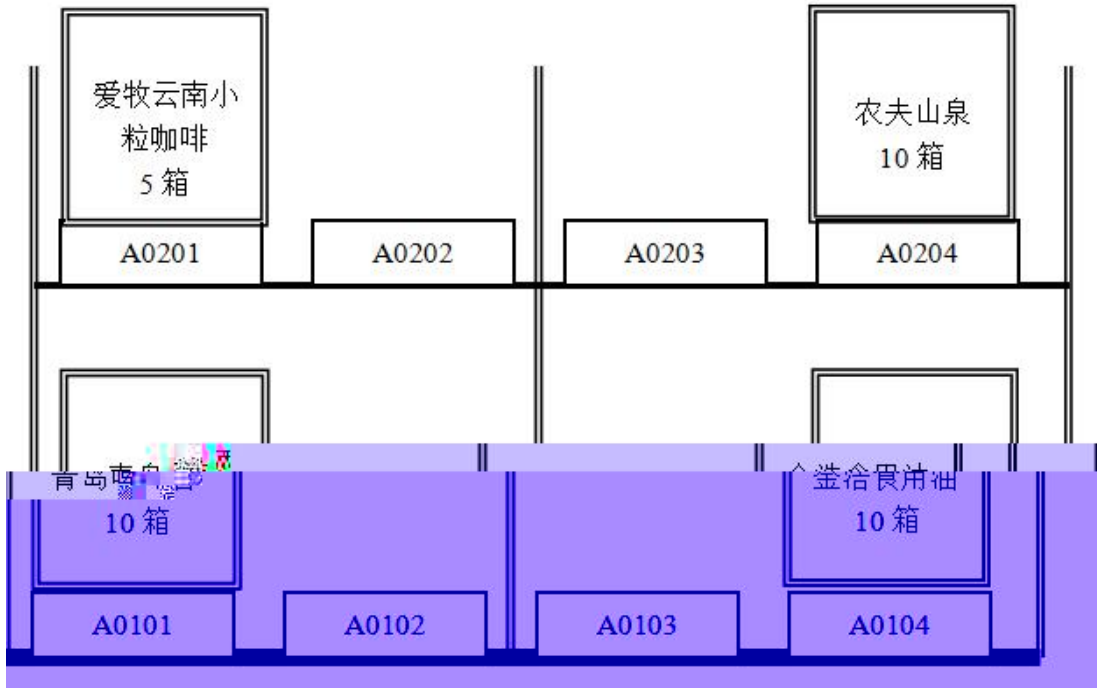


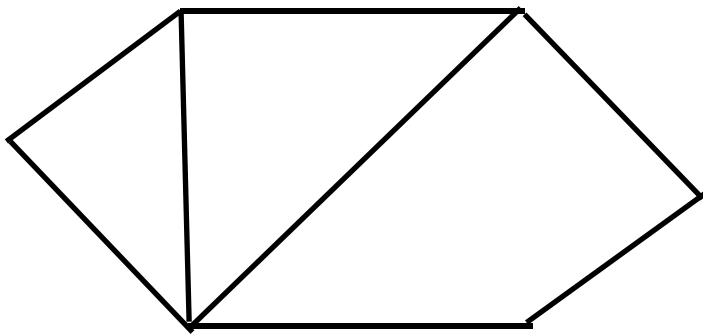




1

--	--	--	--	--	--





○

○

○

○

○

○

○

○

--	--

○

○

三、国际物流作业组织与管理模块

○

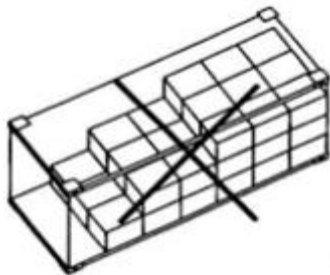
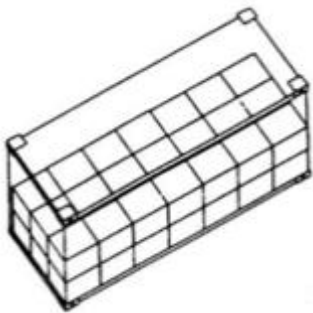
R

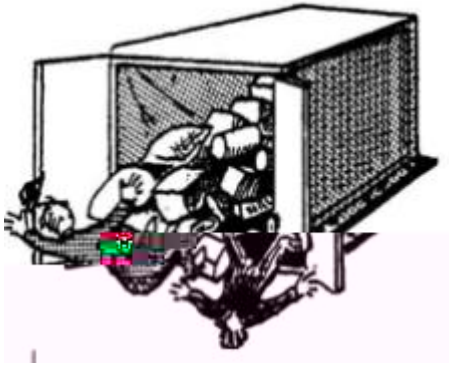
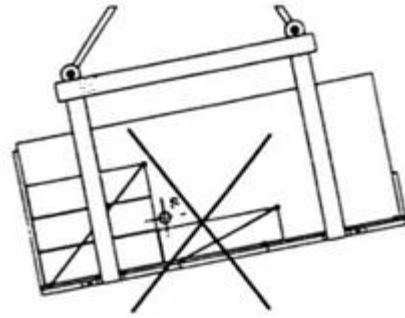
"

~

+


W @

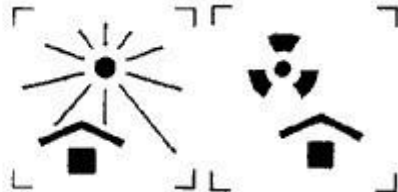

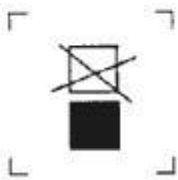




○

○
○

BEIJING	CN		BJS
Y. RENMINBI	CNY		KGS
	 1000	1000	120.00
		500	60.00
		200	24.00
		100	12.00
		50	6.00



○


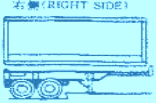





○

○

集装箱设备交接单
EQUIPMENT INTERCHANGE RECEIPT

OUT 出场

No.

用箱人/运箱人(CNTR. USER/HAULIER)			提箱地点(PLACE OF DELIVERY)		
发往地点(DELIVERED TO)			返回/收箱地点(PLACE OF RETURN)		
船名/航次(VESSEL/VOYAGE No.)	集装箱号(CNTR. No.)	尺寸/类型(SIZE/TYPE)	营运人(CNTR. OPTR)		
提单号(B/L No.)	危险品类别(IMCO CLASS)	箱封号(SEAL No.)	免费期限(FREE TIME PERIOD)	运载工具牌号(TRUCK WAGON BARGE No.)	
货重(CARGO W.)	出场目的/状态(PPS OF GATE-OUT/STATUS)		进场目的/状态(PPS OF GATE-IN/STATUS)		出场日期(TIME-OUT) 月 日 时
出场检查记录(INSPECTION AT THE TIME OF INTERCHANGE)					
普通集装箱(GP. CNTR.)	冷藏集装箱(REF. CNTR.)	特种集装箱(SPL. CNTR.)	发电机(GEN. SET)		
<input type="checkbox"/> 正常(SOUND) <input type="checkbox"/> 异常(DEFFECTIVE)	<input type="checkbox"/> 正常(SOUND) <input type="checkbox"/> 异常(DEFFECTIVE)	设定温度(SET) 记录温度(RECORDED)	<input type="checkbox"/> 正常(SOUND) <input type="checkbox"/> 异常(DEFFECTIVE)	<input type="checkbox"/> 正常(SOUND) <input type="checkbox"/> 异常(DEFFECTIVE)	
损坏记录及代号(DAMAGE CODE):					
<div style="display: flex; justify-content: space-around;"> <div style="text-align: center;"><input type="checkbox"/> BR 破损 (BROKEN)</div> <div style="text-align: center;"><input type="checkbox"/> D 凹痕 (DENT)</div> <div style="text-align: center;"><input type="checkbox"/> M 丢失 (MISSING)</div> <div style="text-align: center;"><input type="checkbox"/> DR 刮擦 (GRITTY)</div> <div style="text-align: center;"><input type="checkbox"/> DL 污损 (DOLLABEL)</div> </div> <div style="display: flex; justify-content: space-around; margin-top: 10px;"> <div style="text-align: center;"> <p>左侧(LLEFT SIDE)</p>  </div> <div style="text-align: center;"> <p>右侧(RRIGHT SIDE)</p>  </div> <div style="text-align: center;"> <p>前端(FFRONT)</p>  </div> <div style="text-align: center;"> <p>内部(IINSIDE)</p>  </div> </div> <div style="display: flex; justify-content: space-around; margin-top: 10px;"> <div style="text-align: center;"> <p>顶部(TTOP)</p>  </div> <div style="text-align: center;"> <p>底部(FLOOR BASE)</p>  </div> <div style="text-align: center;"> <p>后端(RREAR)</p>  </div> </div> <p style="text-align: right; margin-top: 10px;">如有异常, 请注明程度及尺寸(REMARK)</p>					
<p align="center">除列明者外, 集装箱设备交接时完好无损, 箱封完好无碍。 EQUIPMENT INTERCHANGED IN SOUND CONDITION AND SEAL IN FACT UNLESS OTHERWISE STATED</p> <p>用箱人/运箱人签署 (CONTAINER USER/HAULIER'S SIGNATURE) _____</p> <p>码头/堆场值班员签署 (TERMINAL/DEPOT CLERK'S SIGNATURE) _____</p> <p>日期: _____ 年 _____ 月 _____ 日</p> <p align="center">GMT 16641 1993 格式印制</p>					





--	--	--	--	--	--

--	--	--

--	--	--	--	--	--

--	--	--	--	--	--

--	--	--	--	--	--	--	--

○



○

--	--	--

--	--	--	--	--	--

○


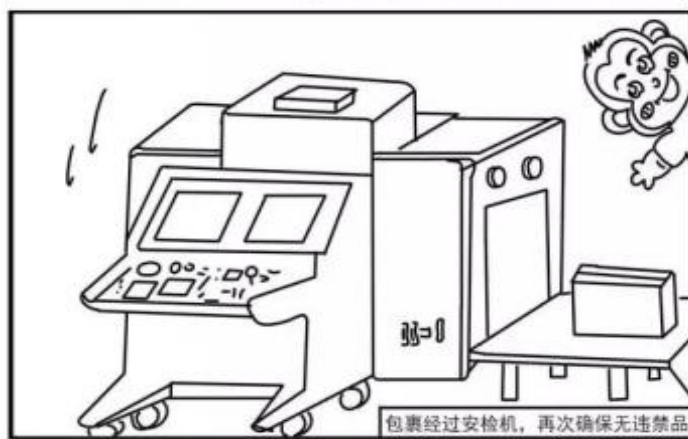


○

○

○

四、 快递物流作业组织与管理模块

--	--	--	--	--	--




--	--	--	--	--	--

ep

--	--	--	--	--	--

[想知道:中国成都理工大学校园快递具体在哪? 百度知道](#)

3个回答 - 提问时间: 2014年02月10日

最佳答案  均在银杏后面。宝盒、圆通、顺丰在电影院后面。中通、申通在图书馆下面。常用的是这几个。

zhidao.baidu.com/link?... 2014-02-15 - 百度快照 - 80%好评

--	--	--	--

--	--	--	--

#

8

